

NEX Illumi

E27/E40 LED Round Retrofit Kit

BRIGHTEN YOUR LIFE

NEW LED TECHNOLOGY THAT ALLOWS THE
COEXISTENCE OF ENVIRONMENTAL
PROTECTION AND ENERGY SAVING


Benefits

- 1.MH/HPS/HID/MHL/CFL lamp retrofit
- 2.Screw Base Direct Install by bypass ballast
- 3.100% Die Casting Heat Sink
- 4.Universal Base E26/E27/E39/E40
- 5.ETL CETL CE ROHS listed




Features

1. Beam angle:120 degrees.
2. Aluminum fins heat sinks and active air exchanging cooling system in order to speed up heat dissipation.
3. It's major to replace the CFL/MH/HID/HPS.
4. Green, energy saving, long and reliable life of 50,000 hours.
5. No RF interference, No IR/UV radiation ,no mercury pollution.
6. Wide colour availability in degrees Kelvin(K),2700-6700K.
7. Streamline exterior design, beautiful appearance.
8. Environment friendly ,energy saving (70~80%).
9. Special circuit design, each LED work separately, avoiding the single broken LED influence problem.
- 10.New temperature protection module.



Application

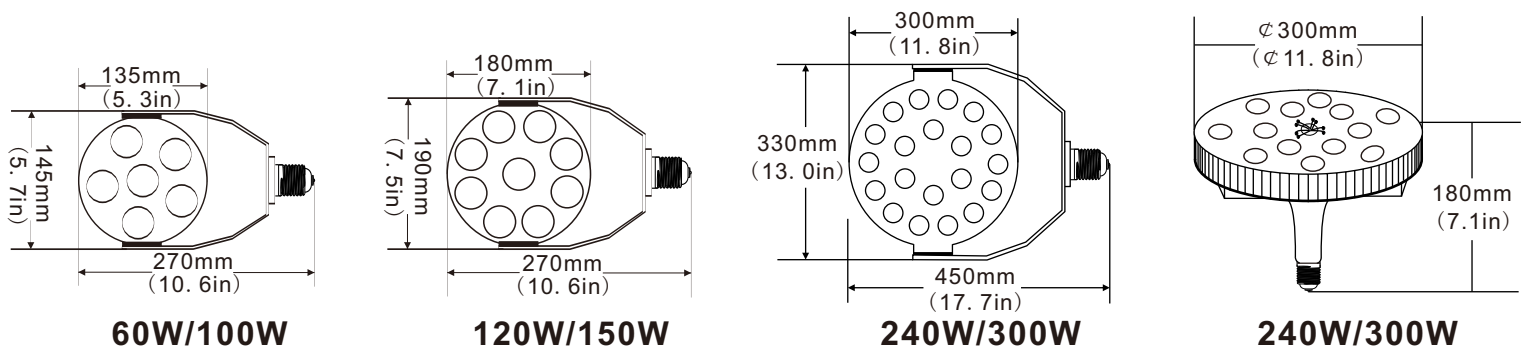
- 1.Area Light/Shoesbox Light.
- 2.Wall Pack Light/Sports Light/Post Top Light.
- 3.Canopy Light/Garage Light/Ceiling Light.
- 4.Flood Light/Pole Light.
- 5.High/Low Bay Light.
- 6.Roadway Light/Street Light/Billboard Light.



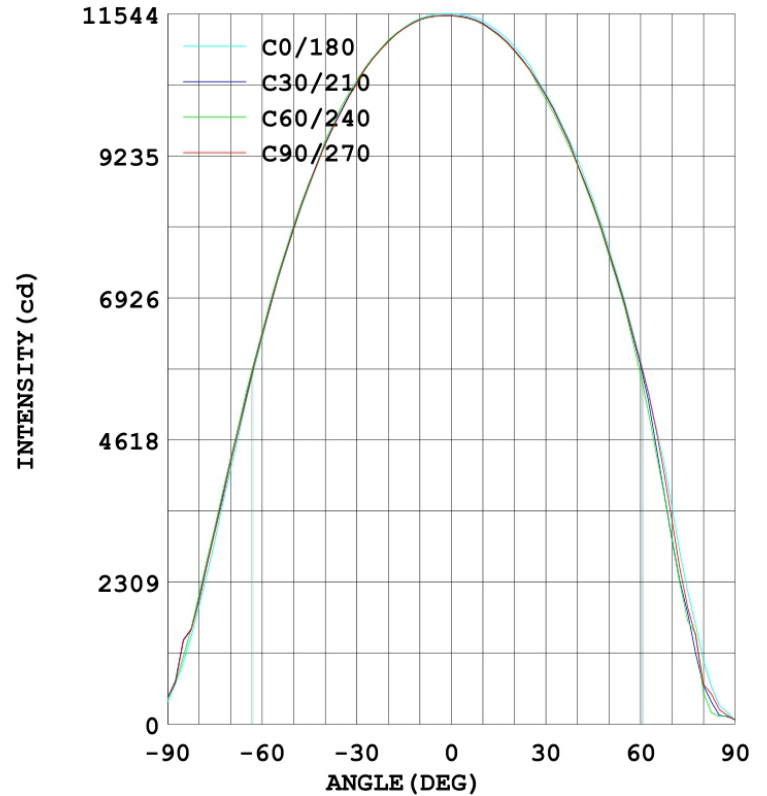
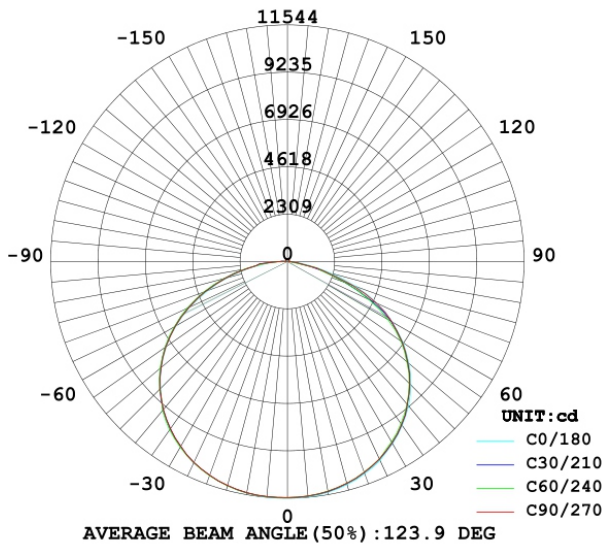
SPECIFICATIONS

Power	60W	80W	100W	120W	150W	240W	300W
Model	BB-SDD-60WD1	BB-SDD-80WD1	BB-SDD-100WD1	BB-SDD-120WD1	BB-SDD-150WD1	BB-SDD-240WD1	BB-SDD-300WD1
Luminous Flux	7800lm	10400lm	13000lm	15600lm	19500lm	31200lm	39000lm
Replacement	HPS 200W	HPS 250W	HPS 300W	HPS 400W	HPS 600W	HPS 700W	HPS 1000W
DLC certification (only -E39)	Pending	Pending	Y	Pending	Y	Pending	Y
	&BB-SDD-150WD1-HV&BB-SDD-300WD1-HV						
Light Source	SMD LED						
Luminous Efficacy	>130lm/w						
Operation Temp.	-40 to +45°C						
CCT	2700K SW / 3000K WW / 4100K NW / 5000K DW / 5700K CW						
CRI	85						
Life Span	50,000 hours at 25°C						
Voltage	(BB-SDD-XXX)100-277VAC/50-60HZ (BB-SDD-XXX-HV)200-480VAC						
Driver	UL listed dimmable power supply						
Dimming	3 in 1 Dimming Driver(1-10VDC,10V PWM signal ,resistance)						
Beam Angle	120°						
Lamp Base	E26/E27/E39/E40						
PF	>0.95						
Warranty	3 Years						

DIMENSIONAL DRAWING



LUMINOUS INTENSITY DISTRIBUTION



PROJECTS

By using our 100W E40 retrofit kit to replace 300W Metal Halide bulb for outdoor parking lot shoebox fixtures, the customer is now able to save a lot per month from his electric bill.



Replace



100W LED = 300W MH

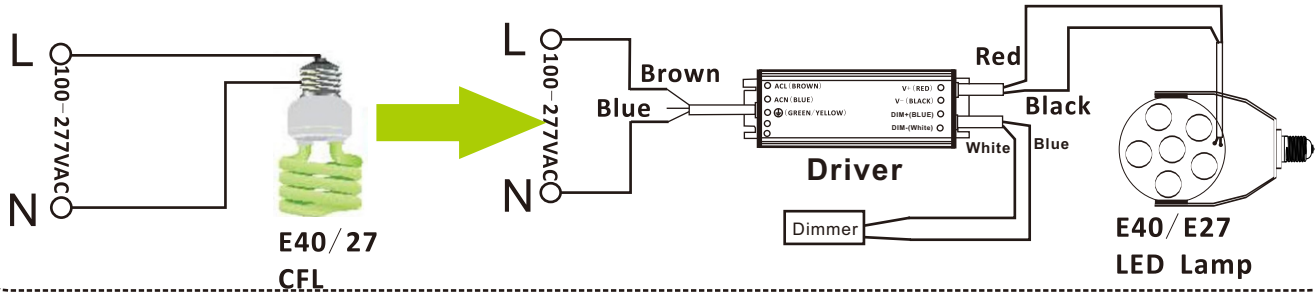
Note:

- Don't take the LED lamp apart.
- The LED lamp must work under the right voltage according to the specification.
- Must remove the Ballast, Capacitor, Ignitor before installing our LED Light.

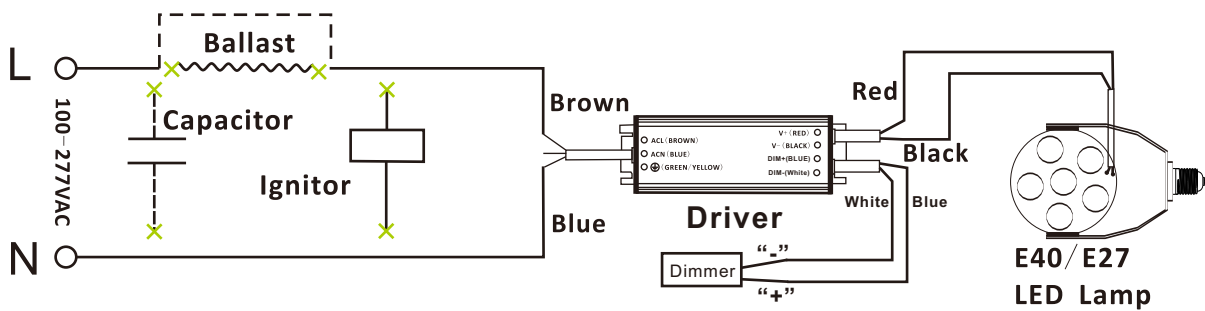
INSTALLATION

Normally. The traditional lamp has the ballast or capacitor or ignitor, like HPS, MH.

Replace E40/E27 CFL



Replace HPS/MH



1. Remove the Ballast, Capacitor, Ignitor
2. Only need to put the L (live wire), N (null line) connected to the external power supply

Please notice the Lamp you received have to connect the External Driver (like above) before you turn on the Power (Electricity)!! Otherwise the lamp will Buming-out if you don't connect the External Power Supply!!

100-277VAC Input

ACL (Brown)
ACN (Blue)
Green/Yellow It's For Ground Electrode

Driver

V+(Red)
V-(Black)
Dim+ (Blue)
Dim- (White)

E40/E27 Socket

No need connect the power