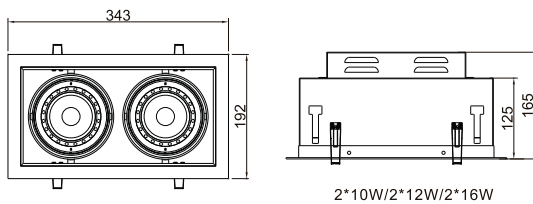




Features

- High luminous intensity, high efficiency
- High CRI>90, SDCM<3, for high-quality lighting surroundings
- Top quality CITIZEN LED, long life span of over 40000 hours
- Interior driver, 12V dimmable, compatible with traditional electronic transformer
- Originally new appearance, cinquefoil holes for convective dissipation, to guarantee long life span

Dimensions (Unit: mm)



CITIZEN COB



SDCM <3



10W*2/12W*2/16W*2



CRI 80/90



15°/30°



310x165mm

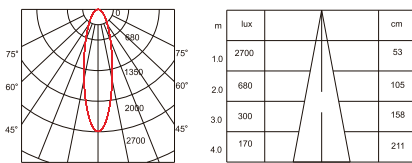


AC 100-240/220-240V 50/60Hz

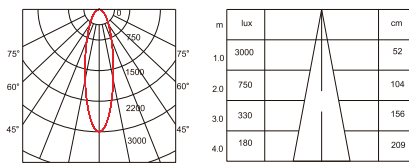


3 Years Warranty

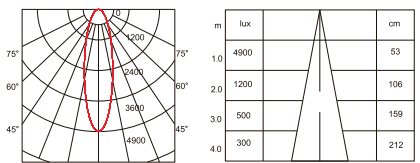
Photometric diagram



2*10W 30° 3000K CRI>90



2*12W 30° 3000K CRI>90



2*16W 30° 3000K CRI>90

Order Information

Model	Power	LED Current	CCT	Luminous Flux	CRI	PF
NX-NOL-GLI20-9027-2AR1-WXY	2*10W	240mA*2	2700K	15° 556lm/30° 766lm	90	≥0.9
NX-NOL-GLI20-9030-2AR1-WXY	2*12W	270mA*2	2700K	15° 609lm/30° 808lm	90	≥0.9
NX-NOL-GLI20-9040-2AR1-WXY	2*16W	380mA*2	2700K	15° 966lm/30° 1365lm	90	≥0.9
NX-NOL-GLI24-9027-2AR1-WXY	2*10W	240mA*2	3000K	15° 577lm/30° 808lm	90	≥0.9
NX-NOL-GLI24-9030-2AR1-WXY	2*12W	270mA*2	3000K	15° 661lm/30° 871lm	90	≥0.9
NX-NOL-GLI24-9040-2AR1-WXY	2*16W	380mA*2	3000K	15° 1050lm/30° 1407lm	90	≥0.9
NX-NOL-GLI32-9027-2AR1-WXY	2*10W	240mA*2	4000K	15° 672lm/30° 955lm	90	≥0.9
NX-NOL-GLI32-9030-2AR1-WXY	2*12W	270mA*2	4000K	15° 756lm/30° 1039lm	90	≥0.9
NX-NOL-GLI32-9040-2AR1-WXY	2*16W	380mA*2	4000K	15° 1113lm/30° 1459lm	90	≥0.9

Remark: W=15(15°) W=30(30°) X=F(ON-OFF) X=T(Triac Dim) X=N(Without Driver) Y=B(Black) Y=W(White)



NEX Office & Showroom

Sookkamol Ratchada Building 2Floor,
410/17-23 Ratchadaphisek Rd., Samsennok,
Huay Kwang, Bangkok 10310, THAILAND

Tel. +662 204 7565
Fax. +662 938 3672
Email: info@nexledtech.com

www.nexledtech.com
www.nexinnotech.com