
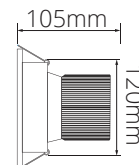
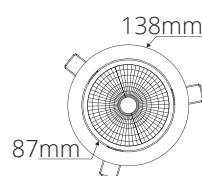


LED Downlight 15W

≥1350Lm
CRI≥82


COB


Cutting Size
120-125mm

Features

High color rendering, uniform luminance, no light spot, no dark space. It was different from the lighting effects of general LED DOWNLIGHT in the market, substitute to the traditional lamp completely, and no maladjustment

Application

Products are widely used as indoor main illumination lighting in the office, commercial center, shopping mall, supermarket, factory, etc.

Specification

Model	Illumi DL-15COB	Dimension	Ø138xH105mm
Rated Power	15W	Cut Out Diameter	120-125mm
Lighting Efficiency	≥90Lm/W	Net Weight	1.0KGS
Luminous Flux	≥1350Lm	Material	Aluminum
Color Temp.	Warm white (3000±100K)	Operating Temp.	-20°C to 50°C
CRI	≥82	Operating Humi.	10% to 90%
Beam Angle	30°	Certificate	CE, RoHS
Input Voltage	100-277 VAC	Life span	≥50000Hrs.
Frequency	50/60Hz	Warranty	3 Years *
Power Factor	≥0.90		

Remark: The information contained in this document is subject to change without notice. * 18Hrs/Day

NEX Office

Singapore

50 Raffles Place, #37-00 Singapore Land
Tower 048623 Singapore
Tel.: (+65) 6829 7014 Fax.: (+65) 6829 707

Email: info@nexledtec.com www.nexledtec.com

Taiwan

4F, No.105 Zhongcheng Rd., Tucheng Distric,
New Taipei City 23674 Taiwan
Tel.: 886-2-22697815 Fax.: 886-2-22697807

Thailand

Q House Lumpini, 1 South Sathorn Rd., 27F,
Tungmahamek, Sathorn, Bangkok 10120 Thailand
Tel.&Fax.: +662 938 3672